

型号识别 Model identification

GPH-20 E G 180 5 B

① ② ③ ④ ⑤ ⑥ ⑦

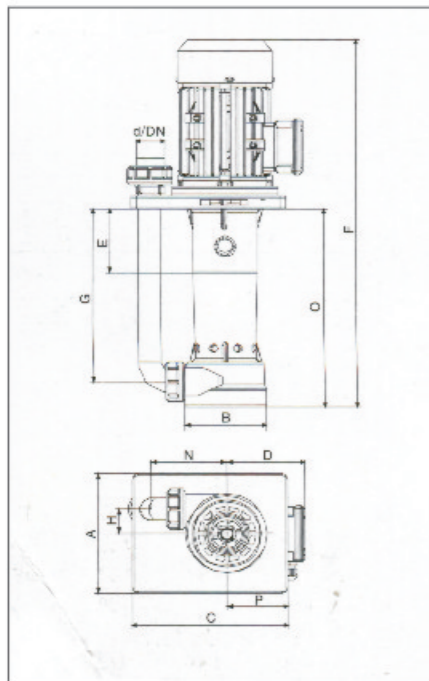
①系列代码 Series Symbol	GPH
②口径 size	20:3/4" 25:1" 32:1-1/4"
③O型圈材质 O-Ring Material	E:三元乙丙EPDM V:氟橡胶VITON N:丁晴橡胶NBR
④泵体材质 Casing Material	无代号No code:PP G:GFRPP A:CPVC P:PVDF

⑤马力 Motor Power	180:1/4HP(180W) 250:1/3HP(250W) 370:1/2HP(370W)
⑥频率 Frequency	5:50HZ 6:60HZ
⑦底座外形 Base Shape	B:标准型Standard Type F:方形Square Y:圆形Circle W:槽外式Groove External T:特殊定做Special Customized

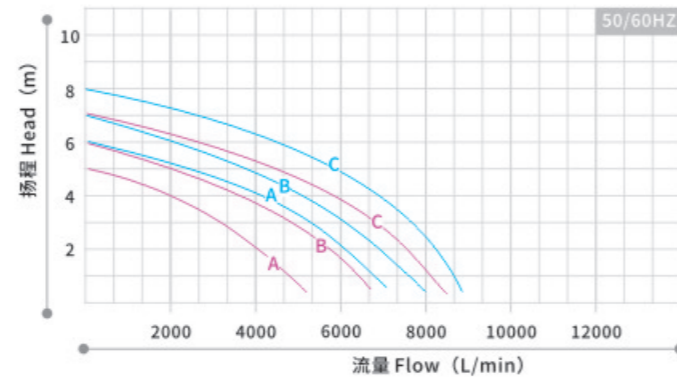
规格表 Specifications

项目 Item 型号 Model	口径 Size (mm)	功率Power		50HZ			60HZ			重量 Weight(Kg)
		相数 Phase	HP	曲线 Curve	全扬程 Total head (m)	全流量 Total capacity (L/min)	曲线 Curve	全扬程 Total head (m)	全流量 Total capacity (L/min)	
GPH-20-180	20	1	1/4	A	5	90	A	6	110	8
GPH-20-180	20	3	1/4	A	5	90	A	7	110	8
GPH-20-250	20	1	1/3	B	6	105	B	7	130	8.5
GPH-20-250	20	3	1/3	B	6	105	B	7	130	8.5
GPH-25-370	25	1	1/2	C	7	135	C	8	150	9.5
GPH-25-370	25	3	1/2	C	7	145	C	8	160	9.5

外形尺寸图 Dimensional drawing ,part drawing



性能曲线图 Performance curves



型号 Model	尺寸Size (mm)					
	A	B	C	D	E	F
GPH-20-180	170	113	218	110	90	500
GPH-20-250	170	113	218	110	90	523
GPH-25-370	170	113	218	110	90	523

型号 Model	尺寸Size (mm)				
	G	H	N	P	O
GPH-20-180	248	35	105	85	284
GPH-20-250	248	35	105	85	284
GPH-25-370	248	35	105	85	284

型号识别 Model identification

GPH-32 E G 750 5 B

① ② ③ ④ ⑤ ⑥ ⑦

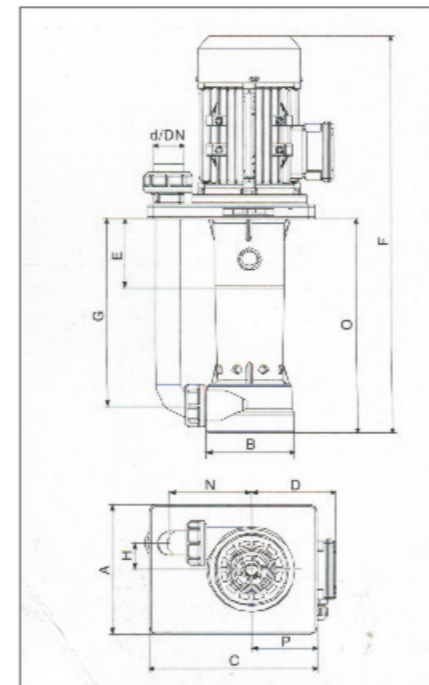
①系列代码 Series Symbol	GPH
②口径 size	25:1" 32:1-1/4" 40:1-1/2"
③O型圈材质 O-Ring Material	E:三元乙丙EPDM V:氟橡胶VITON N:丁晴橡胶NBR
④泵体材质 Casing Material	无代号No code:PP G:GFRPP A:CPVC P:PVDF

⑤马力 Motor Power	550:3/4HP(550W) 750:1HP(750W) 1100:1.5HP(1100W) 1500:2HP(1500W) 2200:3HP(2200W)
⑥频率 Frequency	5:50HZ 6:60HZ
⑦底座外形 Base shape	B:标准型Standard Type F:方形Square Y:圆形Circle W:槽外式Groove External T:特殊定做Special Customized

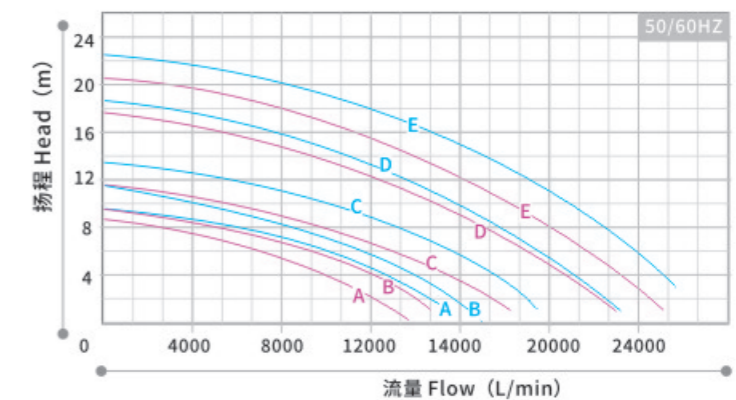
规格表 Specifications

项目 Item 型号 Model	口径 Size (mm)	功率Power		50HZ			60HZ			重量 Weight(Kg)
		相数 Phase	HP	曲线 Curve	全扬程 Total head (m)	全流量 Total capacity (L/min)	曲线 Curve	全扬程 Total head (m)	全流量 Total capacity (L/min)	
GPH-32-550	32	3	3/4	A	9	230	A	10	250	16
GPH-32-750	32	3	1	B	10	250	B	12	280	17.5
GPH-32-1100	32	3	1.5	C	12	310	C	14	330	20
GPH-40-1500	40	3	2	D	18	380	D	19	380	22
GPH-40-2200	40	3	3	E	21	410	E	23	450	24

外形尺寸图 Dimensional drawing ,part drawing



性能曲线图 Performance curves



型号 Model	尺寸Size (mm)					
	A	B	C	D	E	F
GPH-32-550	300	270	411	168	148	687
GPH-32-750	300	270	411	168	148	687
GPH-32-1100	300	270	411	168	148	687
GPH-40-1500	300	270	411	168	148	710
GPH-40-2200	300	270	411	168	148	730